

PTU-PB SERIES

PP can construction with press-fit top cover and U terminal lead out for panel board application

Metallised Polypropylene (MPP) Capacitors are film Capacitors, made out of two Al-Zn metallised films with plastic film acting as dielectric. PTU-PB series MPP Capacitors are with press-fit top cover and U terminal lead out and encapsulated in PP can.

1. SPECIFICATIONS

Series	PTU-PB Series
Type	Metalized Polypropylene Capacitors for panel board application
Rated Voltage	440 Vac
Rated Frequency	50/60 Hz
Climatic Category	-25/85°C/21
Type	MPP-SH
Safety Protection	P0
Capacitance Range	25 to 50 μ F
Capacitance Tolerance	\pm 5%
Class of Operation	Class D

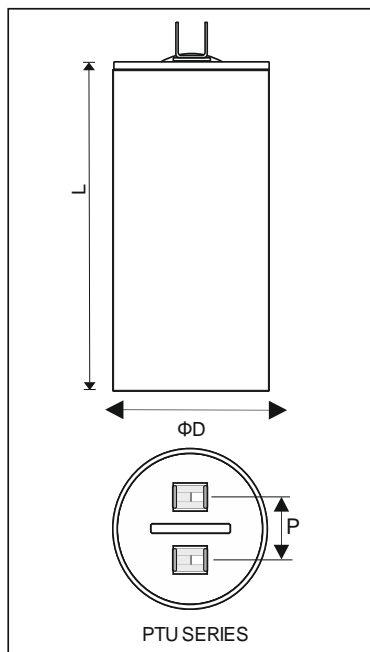
2. OTHER INFORMATION

Type of packing and Lead configuration	Bulk. U terminal lead out.
Capacitor codification system	Refer section 6 for details
Dimensional specification	Refer section 4 for details
Marking specification	Refer section 7 for details

PTU-PB SERIES

PP can construction with press-fit top cover and U terminal lead out for panel board application

3. PHYSICAL OUTLINE



All Dimensions are in “mm”

4. DIMENSIONS (All units in mm)

Case Code	Diameter $\text{ØD} \pm 2$ (mm)	Length $L \pm 3$ (mm)
GR	35	94
JR	40	94

5. STANDARD RATING TABLE

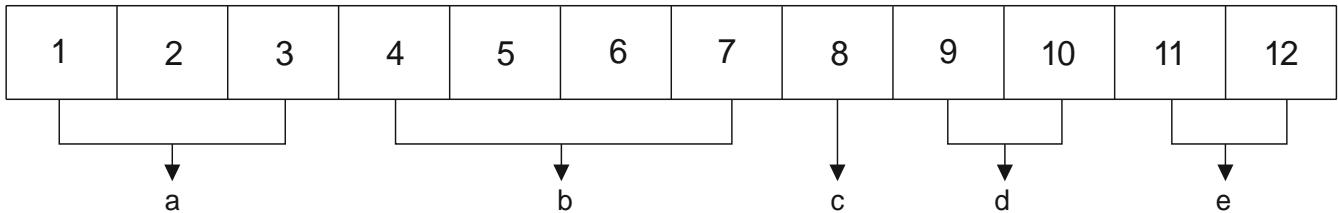
Part Number	Rating (μF)	Diameter $\text{ØD} \pm 2$ (mm)	Length $L \pm 3$ (mm)	Case Code	Wire Length (mm)
PTU25R0GGRP	25	35	94	GR	250 \pm 5
PTU30R0GGRP	30	35	94	GR	250 \pm 5
PTU36R0GGRP	36	35	94	GR	250 \pm 5
PTU40R0GJRP	40	40	94	GR	250 \pm 5
PTU45R0GJRP	45	40	94	GR	250 \pm 5
PTU50R0GJRP	50	40	94	GR	250 \pm 5

PTU-PB SERIES

PP can construction with press-fit top cover and U terminal lead out for panel board application

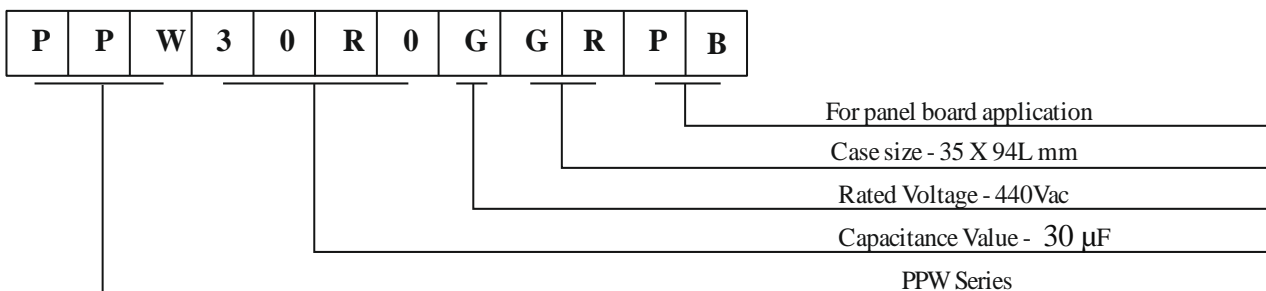
6. CAPACITOR ORDERING INFORMATION

Capacitors are identified with the help of a 12-digit code. Expansion of part Nos are detailed below.



a	b	c	d	e
Series Code	Capacitance Value Code	Voltage Code	Case Code	Applications
PTU: PP can, press-fit top cover, U termination	Eg: (1) 30 μF is coded as 30R0 (For the range of Capacitance refer rating table)	A - 110 V B - 230 V G - 440 V	Eg: GR - 35 x 94	PB – For Panel Board application

Eg: PTU Series 30μF/440VAC




PTU-PB SERIES

PP can construction with press-fit top cover and U terminal lead out for panel board application

7. MARKING ON THE CAPACITOR

For PTU-PB series MPP Capacitors product information is printed on the can in black letters.

The following information are marked on the Capacitor;

- | | | |
|---|---|----------------------------|
| 1) Manufacturer's Name and Logo |  | 2) Climatic Category |
| 3) Nominal capacitance value in μf | | 4) Capacitance tolerance |
| 5) Rated voltage | | 6) Rated frequency |
| 7) Self – healing (SH) | | 8) Class of operation |
| 9) Safety protection | | 10) Date code (Year-Month) |
| 11) Application | | |

8. DATE CODE

Year Code:

Year	2000	2001	2002	2003	2004	2005	2006	2007	2008	2009
Letter Code	M	N	P	R	S	T	U	V	W	X

Year	2010	2011	2012	2013	2014	2015	2016	2017	2018	2019
Letter Code	M	N	P	R	S	T	U	V	W	X

Year code repeats after each cycle of 20 years

Month Code:

Month	Jan	Feb	Mar	Apr	May	June	July	Aug	Sep	Oct	Nov	Dec
Code	1	2	3	4	5	6	7	8	9	O	N	D

PTU-PB SERIES

PP can construction with press-fit top cover and U terminal lead out for panel board application

9. PACKING QUANTITY

MPP Capacitors are packed in a PRIMARY cardboard carton by incorporating suitable SEPERATORS to avoid damages during transit. The primary cartons are then placed in a MOTHER Cardboard carton before shipment.

Packing quantity per primary carton are detailed below;

Case Code	No.s/ Carton
GR	81
JR	64