

ARW SERIES

Al. can construction with resin top and flexible multistrand wire lead out

Metallised Polypropylene (MPP) Capacitors are film Capacitors, made out of two Al-Zn metallised films with plastic film acting as dielectric. ARW series MPP Capacitors are with resin top sealing, flexible multistrand copper wire lead out and encapsulated in Aluminium can with or without black cap.

Based on international standards ARW MPP Capacitors are categorised as

- a) AC Fan motor Capacitors (IS 1709:1984)
- b) Motor Run Capacitors (IS 2993:1998)

1. SPECIFICATIONS

a) AC Fan Motor Capacitor

Series	ARW Series
Type	Metalized Polypropylene AC fan motor Capacitor
Reference Standard	IS1709 : 1984
Rated Voltage	440 Vac
Rated Frequency	50/60 Hz
Climatic Category	-25/85°C/21
Type	MPP-SH
Safety Protection	P0
Capacitance Range	2 to 6 μ F
Capacitance Tolerance	\pm 5%

ARW SERIES

Al. can construction with resin top and flexible multistrand wire lead out

b) Motor Run Capacitor

Series	ARW Series
Type	Metalized Polypropylene Motor Run Capacitor
Reference Standard	IS2993 : 1998
Rated Voltage	440 Vac
Rated Frequency	50/60 Hz
Climatic Category	-25/85°C/21
Type	MPP-SH
Safety Protection	P0
Capacitance Range	8 to 60 μ F
Capacitance Tolerance	\pm 5%
Class of Operation	Class C/ Class D

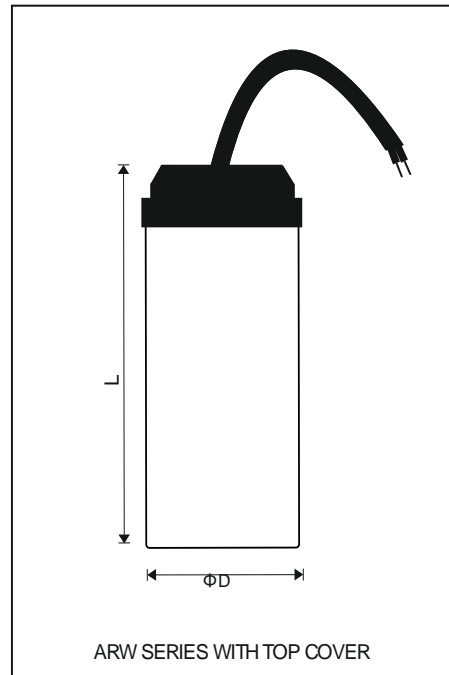
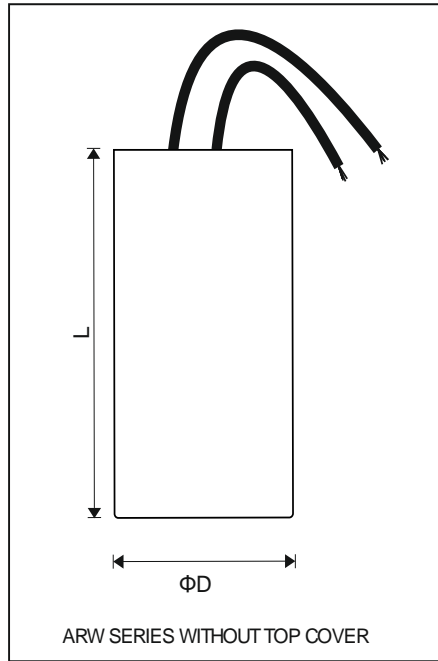
2. OTHER INFORMATION

Type of packing and Lead configuration	Bulk. Multistrand copper wire lead out.
Capacitor codification system	Refer section 6 for details
Dimensional specification	Refer section 4 for details
Marking specification	Refer section 7 for details

ARW SERIES

Al. can construction with resin top and flexible multistrand wire lead out

3. PHYSICAL OUTLINE



All Dimensions are in “mm”

4. DIMENSIONS (All units in mm)

Case Code	Diameter $\text{ØD} \pm 2$ (mm)	Length $L \pm 3$ (mm)
EF	30	56
GK	35	71
GN	35	86
JQ	40	92
LT	45	112
LY	45	140
NY	50	140
QY	54	140

ARW SERIES

Al. can construction with resin top and flexible multistrand wire lead out

5. STANDARD RATING TABLE

a) AC Fan Motor Capacitor (IS-1709:1984)

Part Number	Rating (μ F)	Diameter $\text{ØD}\pm 2$ (mm)	Length $L\pm 3$ (mm)	Case Code	Wire Length (mm)
ARW02R0GEFWC	2	30	56	EF	100 \pm 5
ARW2R25GEFWC	2.25	30	56	EF	100 \pm 5
ARW02R5GEFWC	2.5	30	56	EF	100 \pm 5
ARW03R0GEFWC	3	30	56	EF	100 \pm 5
ARW3R15GEFWC	3.15	30	56	EF	100 \pm 5
ARW03R5GEFWC	3.5	30	56	EF	100 \pm 5
ARW04R0GEFWC	4	30	56	EF	100 \pm 5
ARW06R0GGKTC	6	35	71	GK	200 \pm 5

b) Motor Run Capacitors (IS-2993:1998)

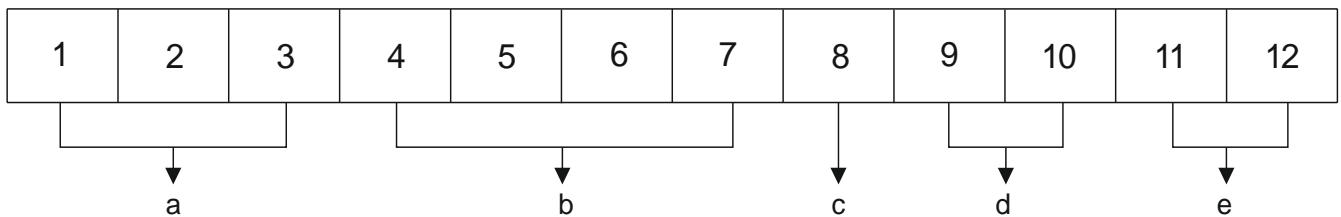
Part Number	Rating (μ F)	Diameter $\text{ØD}\pm 2$ (mm)	Length $L\pm 3$ (mm)	Case Code	Wire Length (mm)
ARW08R0GGNTC	8	35	86	GN	250 \pm 5
ARW10R0GGNTC	10	35	86	GN	250 \pm 5
ARW12R5GGNTC	12.5	35	86	GN	250 \pm 5
ARW15R0GJQTC	15	40	92	JQ	250 \pm 5
ARW18R0GLTTC	18	45	112	LT	250 \pm 5
ARW20R0GLTTC	20	45	112	LT	250 \pm 5
ARW25R0GLTTC	25	45	112	LT	250 \pm 5
ARW30R0GLTTC	30	45	112	LT	250 \pm 5
ARW36R0GLYTC	36	45	140	LY	250 \pm 5
ARW40R0GNYTC	40	50	140	NY	250 \pm 5
ARW45R0GNYTC	45	50	140	NY	250 \pm 5
ARW50R0GNYTC	50	50	140	NY	250 \pm 5
ARW60R0GQYTC	60	54	140	QY	250 \pm 5

ARW SERIES

Al. can construction with resin top and flexible multistrand wire lead out

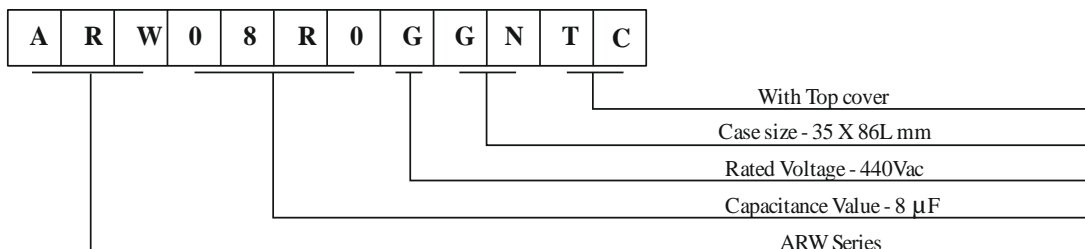
6. CAPACITOR ORDERING INFORMATION

Capacitors are identified with the help of a 12-digit code. Expansion of part Nos are detailed below.



a	b	c	d	e
Series Code	Capacitance Value Code	Voltage Code	Case Code	Top Cover Details
ARW: Al. can, Resin Top, Wire termination	Eg: (i) 20 μ F is coded as 20R0 (ii) 2.5 μ F is coded as 02R5 (For the range of Capacitance refer rating table)	A - 110 V B - 230 V G - 440 V	Eg: EF - 30 x 56 NY - 50 x 140	WC - Without cover TC - Top Cover

Eg: ARW Series 8 μ F/440VAC
With top cover



ARW SERIES

Al. can construction with resin top and flexible multistrand wire lead out

7. MARKING ON THE CAPACITOR


For ARW series MPP Capacitors product information is printed on the can in black letters.

The following information are marked on the Capacitor;

a) AC Fan Motor Capacitor (IS-1709)

- | | |
|---|----------------------------|
| 1) Manufacturer's Name and Logo  | 2) Climatic Category |
| 3) Nominal capacitance value in μf | 4) Capacitance tolerance |
| 5) Rated voltage | 6) Rated frequency |
| 7) Self – healing (SH) | 8) Type of dielectric- MPP |
| 9) Specification (standard) number | 10) Date code (Year-Month) |

b) Motor Run Capacitors (IS-2993)

- | | |
|---|-------------------------------------|
| 1) Manufacturer's Name and Logo  | 2) Climatic Category |
| 3) Nominal capacitance value in μf | 4) Capacitance tolerance |
| 5) Rated voltage | 6) Rated frequency |
| 7) Self – healing (SH) | 8) Class of operation |
| 9) Safety protection | 10) Specification (standard) number |
| 11) Date code (Year-Month) | 12) ISI Mark and Licence No: |

ARW SERIES

Al. can construction with resin top and flexible multistrand wire lead out

8. DATE CODE

Year Code:

Year	2000	2001	2002	2003	2004	2005	2006	2007	2008	2009
Letter Code	M	N	P	R	S	T	U	V	W	X
Year	2010	2011	2012	2013	2014	2015	2016	2017	2018	2019
Letter Code	M	N	P	R	S	T	U	V	W	X

Year code repeats after each cycle of 20 years

Month Code:

Month	Jan	Feb	Mar	Apr	May	June	July	Aug	Sep	Oct	Nov	Dec
Code	1	2	3	4	5	6	7	8	9	O	N	D

9. PACKING QUANTITY

MPP Capacitors are packed in a PRIMARY cardboard carton by incorporating suitable SEPERATORS to avoid damages during transit. The primary cartons are then placed in a MOTHER Cardboard carton before shipment.

Packing quantity per primary carton are detailed below;

Case Code	No.s/ Carton
EF	200
GK	81
GN	81
JQ	64
LT	49

Case Code	No.s/ Carton
LY	49
NY	36
QY	36